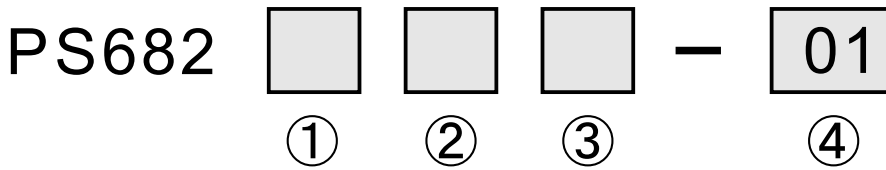


PS-682 Malfunction detector Order

June 25, 2021



① Instruction manual language

	Contents
Blank	Only Japanese
E	English + Japanese
C	Chinese + Japanese

② Option1

	Contents
Blank	Standard spec
T	Spec of additional input to rear panel

③ Option2

	Contents
Blank	Nil
B	With connector for reading ID tag

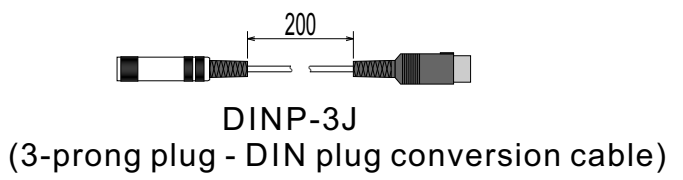
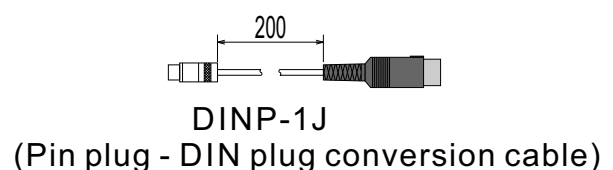
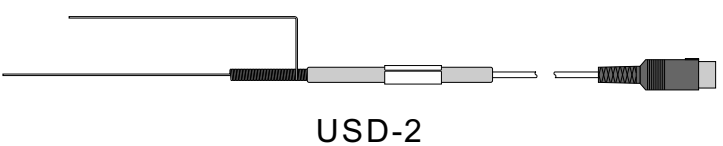
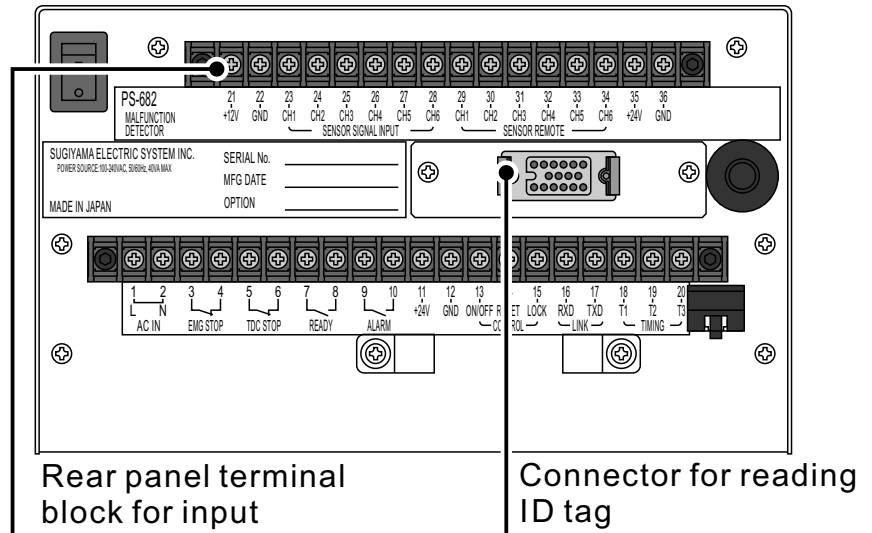
※ID reader and ID tag are purchased separately.

④ Accessory of sensor

	Contents
01	<ul style="list-style-type: none"> •USD-1(Pink, Yellow) : one each •USD-2(Red) : 1 •DINP-1J(White) : 1 •DINP-3J(Black) : 2 Total 6 pcs
02	<ul style="list-style-type: none"> •USD-1 (Pink, Orange, Yellow, Blue, White) : one each •USD-2(Red) : 1 Total 6 pcs

Standard accessories

Name
Terminal block cover
Anti-vibration rubber 4pcs
Standard bracket
12-core wiring cable (5 m)
Grounding wire
Instruction Manual



Service parts

Name	Model	Contents
Front panel	PS682-FP	Front panel of PS682
Power supply unit	PS682-PW	Power supply unit is used inside PS682

Please contact our sale department for inquiries or information.