

PS-731 Digital Cam Order code

Please clarify the content at the order for PS-731 by the following order code.

[Order code]

CH1CH2CH3CH4CH5CH6CH7CH8
↓↓↓↓↓↓↓↓
P S 7 3 1 - 0 4 1 5 1 8 D D D - - A A A - V
P L2 L1 D Output specification

P : Language specification

English specification → Fill in "E"

Japanese specification → Fill in "--"

L2 : Length of the encoder junction cable

50 cm → 50

5 m → 05

1 m → 01

7 m → 07

2 m → 02

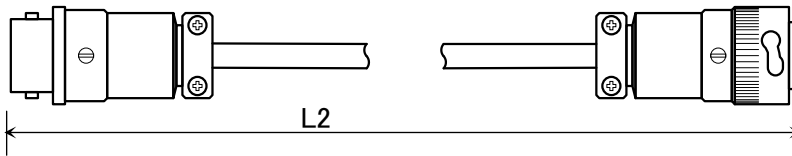
10 m → 10

3 m → 03

13 m → 13

4 m → 04

The encoder junction cable L2



L1 : Distance of shafts

45 mm (74 XL) → 74

155 mm (160 XL) → 16

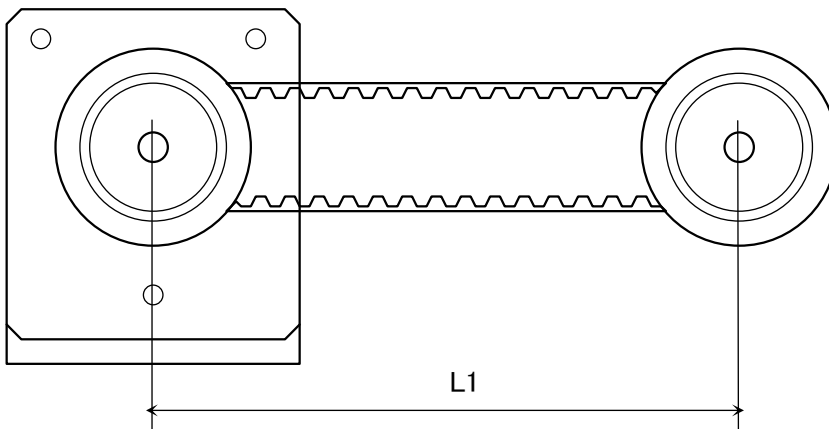
66 mm (90 XL) → 90

193 mm (190 XL) → 19

91 mm (110 XL) → 11

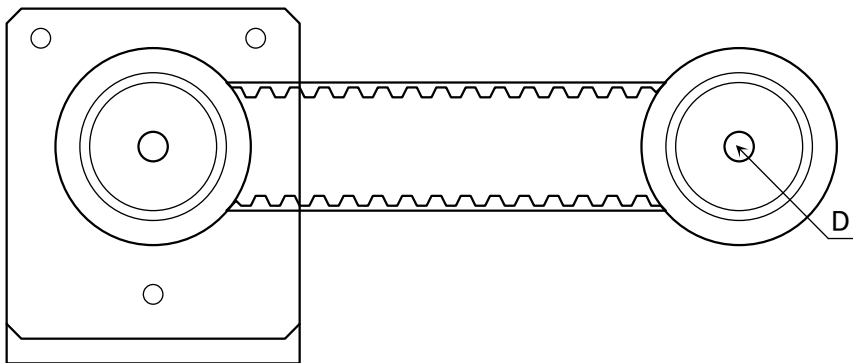
231 mm (220 XL) → 22

143 mm (150 XL) → 15



D : Dia of pulley shaft

6 ϕ → 06	12 ϕ → 12
8 ϕ → 08	15 ϕ → 15
9 ϕ → 09	16 ϕ → 16
10 ϕ → 10	18 ϕ → 18



Out put specification : Selection of cam output

DC circuit (12 ~ 24 V) → D (DC-SSR)

AC circuit (100 ~ 200 V) → A (AC-SSR)

The output element is unnecessary → -